

PLG

PACIFIC LOGISTICS GROUP

***YPL Europe Multi-Modal Railway Logistics
GMBH***

— *PLG Rail Freight /
Multi-Modal Service*

Asian Expertise, Global Connections

We leverage our deep Asian expertise, strong established networks, strategic partnerships and customised technology-based integrated logistics solutions to fulfill demands, even under uncertainty. Our network extends beyond the borders of our own countries and around the globe, with our membership with the IATA, WCA and GLN networks.

Our experience and expertise in the area of logistics, freight forwarding, warehousing, value-added services and e-commerce connects and mobilises the global and regional markets.

Our dedicated people, agile thinking and multimodal solutions empower our customers to achieve operational efficiencies, cut costs, lower risk and focus on their core work.

PLG is bravely seeking new frontiers and changing the way logistics operates in Asia and beyond.



About Us

Today, PLG is one of the fastest growing Logistics and Freight Forwarding companies in the region, employing a workforce of over 200 people in Singapore alone across its group of companies.

With its global connections and regional networks spanning 16 locations in 10 countries (Singapore, China, Malaysia, Laos, South Korea, Cambodia, Philippines, Thailand, Indonesia and Germany), PLG provides customised and cost-effective integrated logistics solutions to its clients, many of whom are multi-national companies.

In Singapore, PLG owns and manages a 700,000 square feet flagship corporate building and modern warehouse near Singapore's new Mega Seaport at Tuas. Combined with 5 other leased warehouses, PLG manages a massive 1.3 million square feet of warehouse space to service its diversified clientele.



OUR HUMBLE BEGINNINGS

Founded in 2000 by Mr Kelvin Lim, PLG started modestly as a freight forwarding company with 2 employees in a small office space

PLG Building (Singapore HQ)

- PLG's HQ building is located right next to the Tuas Mega Port
- 2 levels of office space with 25,000 square feet on each level at the roof top with a 360-degree sea view
- 100,000 square feet roof-top parking space
- 7-storey high with a total of 700,000 square feet floor space
- 500,000 square feet ambient warehouse and 100,000 square feet open yard light cargo storage space

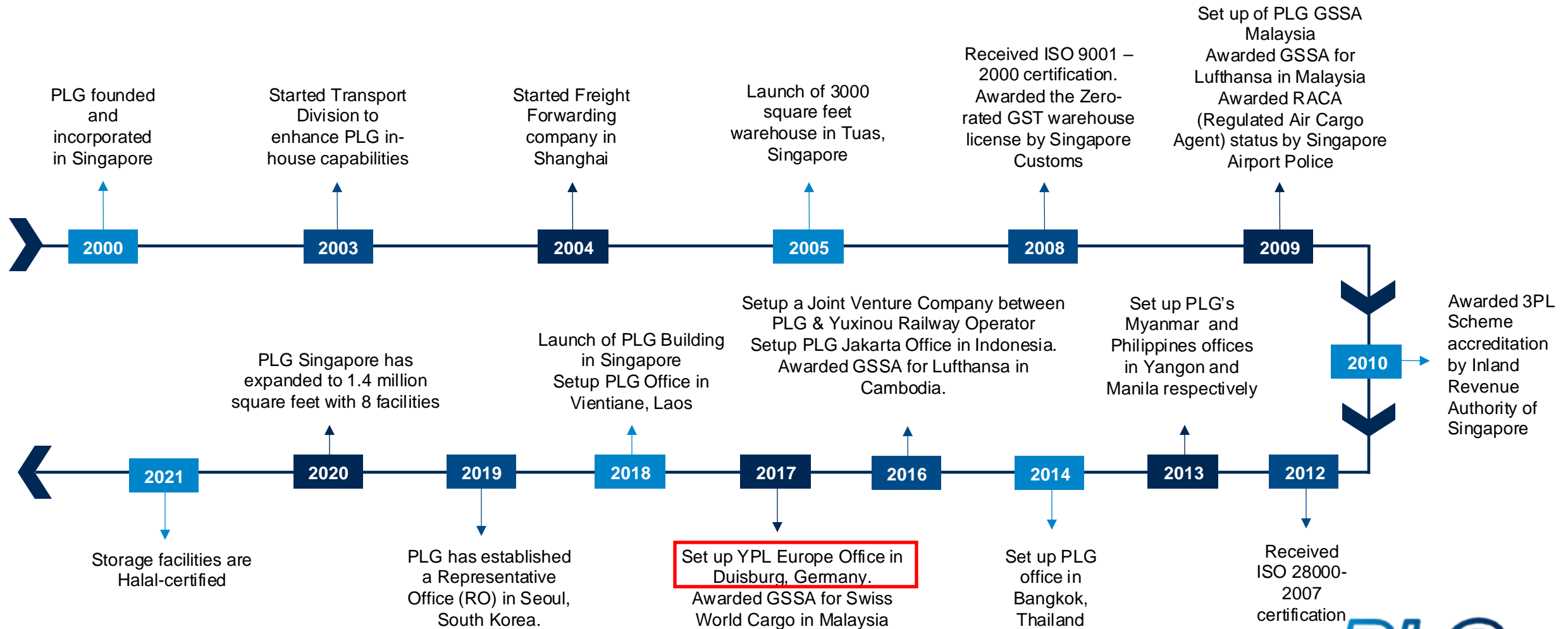


PLG Building (Singapore HQ)

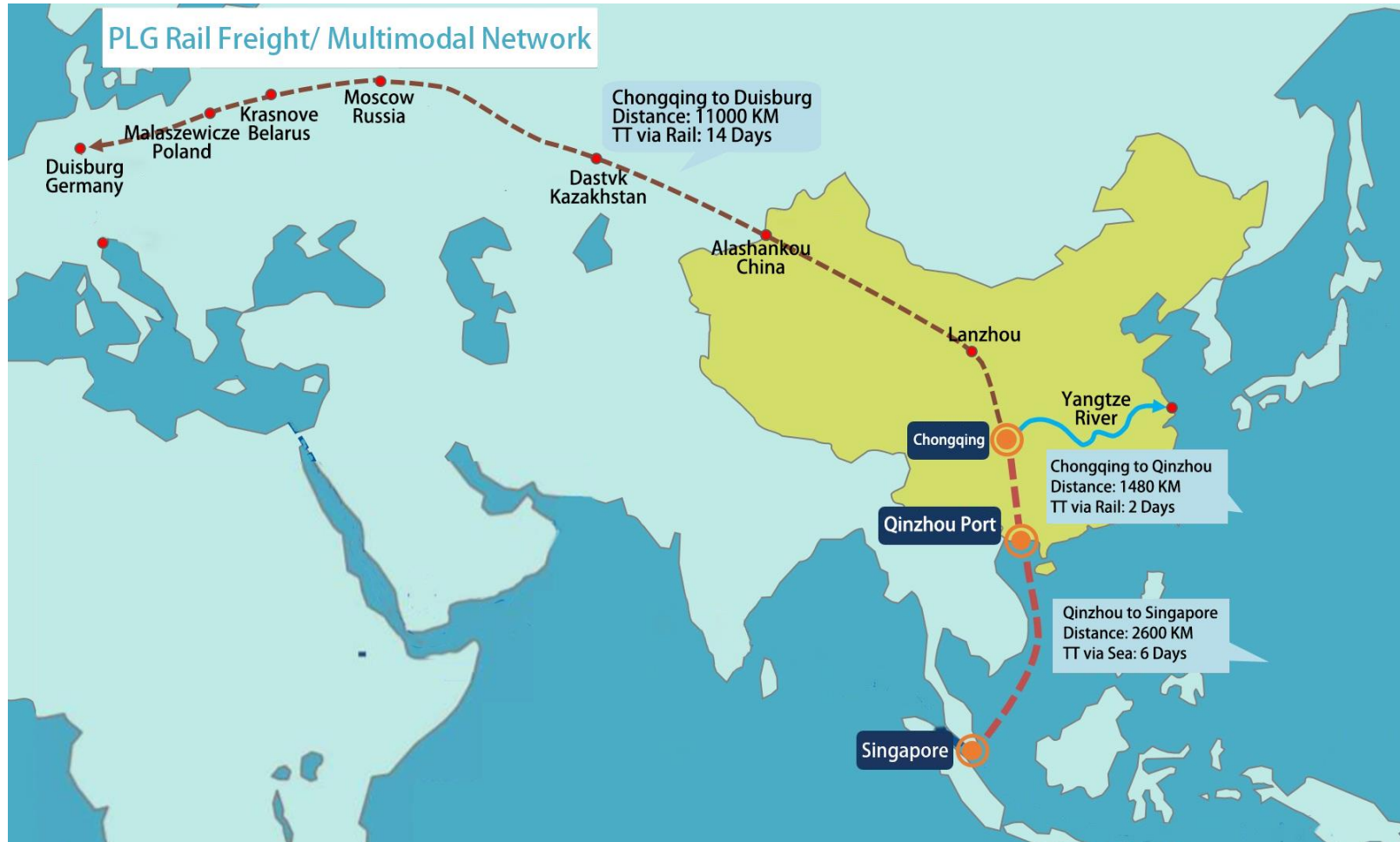


AREA	LOADING BAY	FLOOR LOADING KN/M2	FLOOR TO CEILING HT. (M)	FLOOR AREA SQF
1 st storey warehouse	11	50.0	8.3	100,000
2 nd storey warehouse	11	50.0	8.6	100,000
3 rd storey warehouse	11	20.0	8.6	100,000
4 th storey warehouse	11	20.0	8.6	100,000
5 th storey warehouse	11	20.0	8.6	100,000
6 th storey open carpark	NIL	15.0	0	100,000

Our Key Milestones



PLG – YPL Global Network



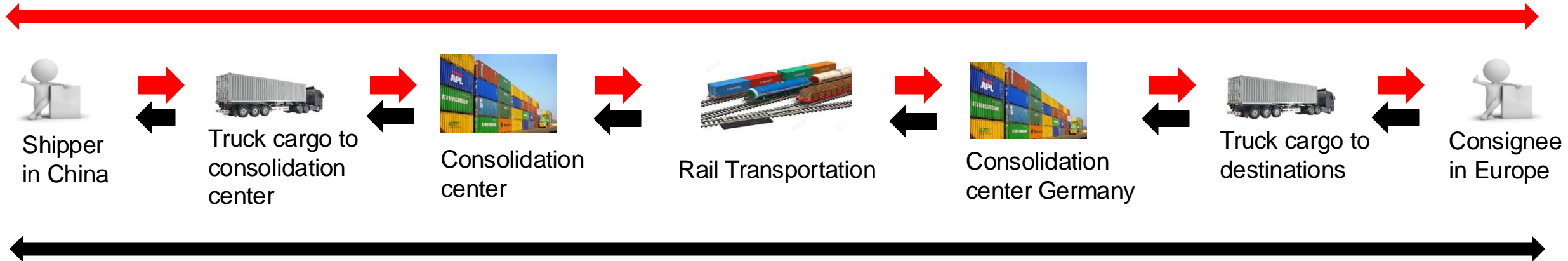
Connecting Asia
and the World

How Rail Freight Works



PLG China's capabilities:

- Consolidation/Devanning container (CFS)
- Last mile delivery



YPL EU company (Europe)

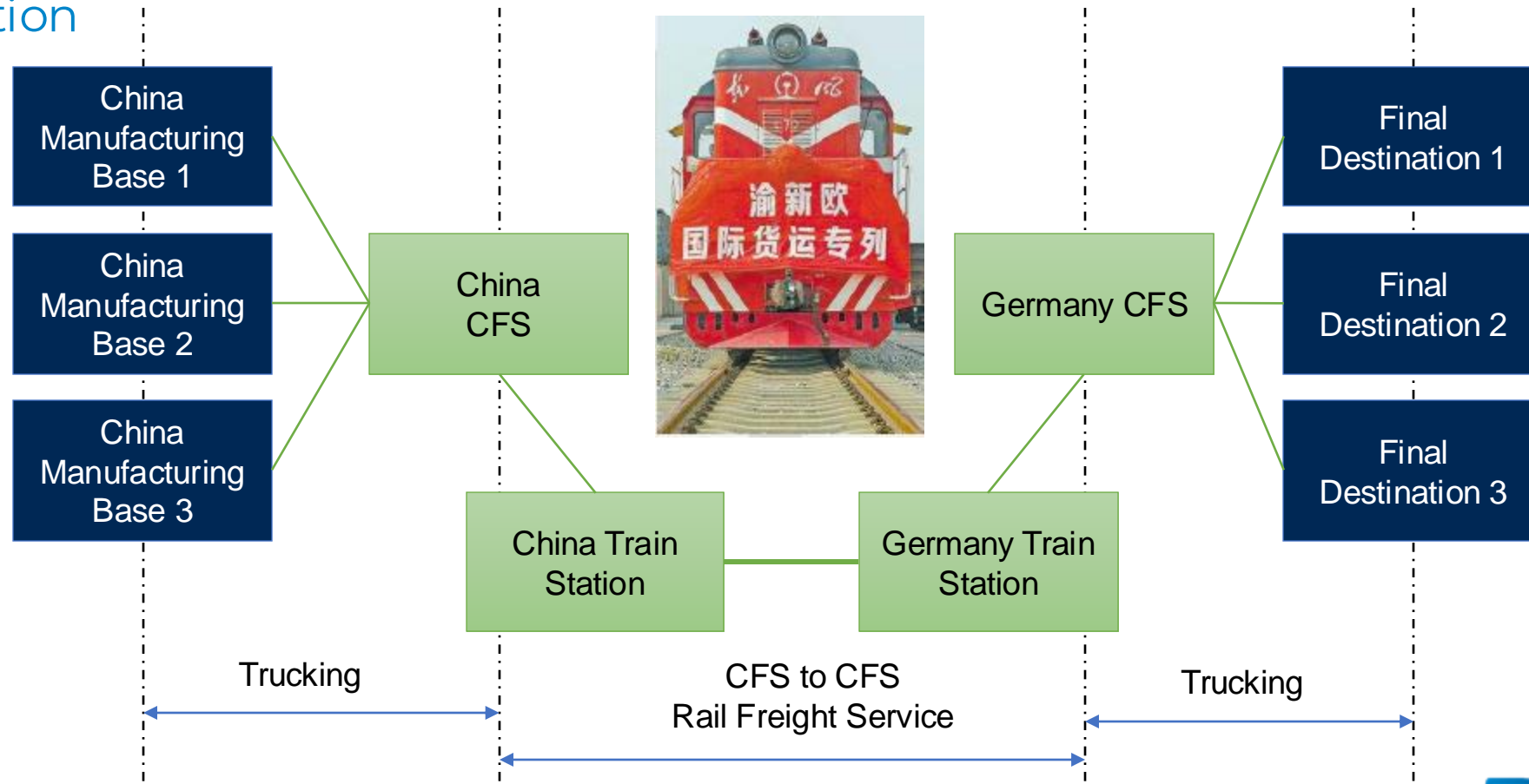
- Consolidation/Devanning container (CFS)
- Last mile delivery

Advantages of Rail Freight:

- ✓ Electronic locks with GPS for tracking
- ✓ Faster than sea freight
- ✓ Cheaper than airfreight
- ✓ Environmental friendly

PLG Multimodal Freight Solution (China- Europe- China)

Consolidation



“Live” Track & Trace

Country	Day	Date		Current Location	Local time	Actual distance travelled	Km previous 24 hours	Average km / day	Distance to next trans-shipment
Core train									
Germany	1	2018/06/23 12:34	Sat	Duisburg ,DE(departure)	12:34	\	\	\	1183
Poland	3	2018/06/25 16:23	Mon	Malaszewicze ,PL(arrival)	16:23	987	987	329	196
	5	2018/06/27 04:08	Wed	Malaszewicze ,PL(departure)	04:08	0	0	0	196
Belarus	5	2018/06/27 11:00	Wed	Brest ,BEL(arrival)	11:00	\	\	\	5855
	8	2018/06/30 00:05	Sat	Brest ,BEL(departure)	00:05	0	0	0	5855
Russia	9	2018/07/01 08:59	Sun	Bekasovo ,RU	08:59	517	517	258	5338
	10	2018/07/02 06:40	Mon	Oktyabrsk ,RU	06:40	2057	1540	685	3798
	11	2018/07/03 03:33	Tue	Ileck ,RU	03:33	2500	443	625	3355
KZ	11	2018/07/03 15:57	Tue	Shalkar,KZ	15:57	\	\	\	\
	13	2018/07/05 12:05	Thu	Almaty ,KZ	12:05	5385	2885	897	470

Comparison Across Different Freight Modes

Comparison:	AIR	SEA	RAIL
Schedule	Daily	Weekly	2 -3 Weekly
Transit Time	2-3 days	35 Days	14-18 Days
Cost	High	OK	OK
Custom Clearance	OK	OK	OK
Commodities	Limited Commodities	Limited Commodities	Majority Commodities
Risk	Moderate	Moderate	Less
Weather/ Congestion	Affected	Affected	Least Affected

YPL Strengths (Germany)

- ✓ Links the BRI between Europe, China, ASEAN by Rail / Multi- Modal Mode
- ✓ We are able to perform Eastbound / Westbound and Southbound in future
- ✓ We are able to bridge language barriers with our multilingual team - Mandarin/English/German
- ✓ We are able to perform full custom declaration
- ✓ We handle last mile delivery/ pick up within the European Union and China for both FCL/LCL
- ✓ We are able perform full CFS services
- ✓ Besides rail, we also provide both air and ocean freight services

YPL Europe Multi-Modal Railway Logistics GMBH

WHY we are in GERMANY - Germany is at the heart of the EU and is easily accessible to all parts of the region by land, rail and barge. Geographically, Duisburg has the advantage as it has the world's largest inland port, with 21 docks and 40 kilometres of wharf, making distribution very accessible.

WHY ARE WE THERE - YPL EU has been drilling hard into the European Market these few years. With our constant approach, we are getting the Europeans to embrace the concept of cross boundary rail services. Today, you will find more forwarders and customers in Europe who are slowly accepting the Euro Asia Rail Cargo Service.

WE DO MORE - Besides EU to China, YPL EU is also aggressively marketing for ILSTC (International Land Sea Trade Corridor, previously also known as STC Southern Transport Corridor). We are routing our cargoes from Duisburg-Chongqing-Qin Zhou-South East Asia. Other than rail freight, YPL EU is putting effort to build consolidation from Germany to Asia for both air freight and sea freight.

YPL EU would like to position ourselves as an Euro Asia Rail and Multi-Modal Transportation specialist in Europe, that allows us to penetrate the European market more in depth.

Duisburg Port

Duisburg has the largest inland port in the world. Officially regarded as a "seaport" because seagoing river vessels go to ports in Europe, Africa and the Middle East. Numerous docks are mostly located at the mouth of the Ruhr where it joins the Rhine.

Each year more than 40 million tonnes of various goods are handled with more than 20,000 ships calling at the port. The public harbour facilities stretch across an area of 7.4 square kilometres (2.9 sq mi). There are 21 docks covering an area of 1.8 km² (0.7 sq mi) and 40 kilometres (25 miles) of wharf. The area of the Logport Logistic Centre Duisburg stretches across an area of 2.65 km² (1.02 sq mi). With 2.5 million TEUs it is also the largest inland container port.

Duisburg is served by several autobahns, 3 east–west routes and 2 north–south routes. The highway serves the city from north to south with 14 interchanges, much more than most other cities in the Ruhr area that serve a good connectivity by land transport too.

Route Two:
Singapore ↔ *China*

PLG – ILSTC (International Land-Sea Trade Corridor)

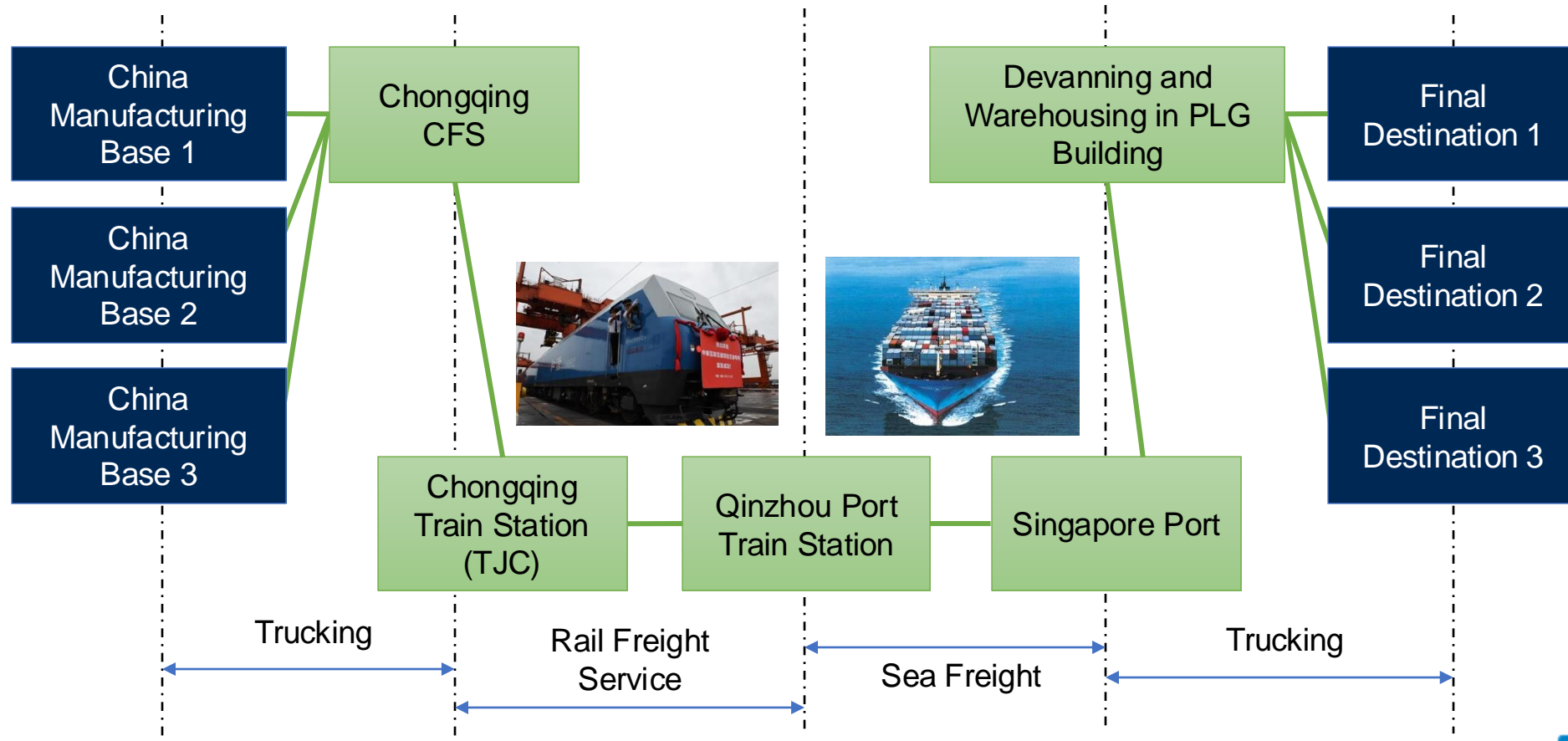
Southern Transport Corridor



STRAITS TIMES GRAPHICS

- **International Land-Sea Trade Corridor (ILSTC)** is another important cooperation between China and Singapore. It is a Rail-Sea network linking Chongqing to Guangxi in south-eastern China and via Sea to South East Asia.
- PLG is promoting aggressively in this programme to provide end-to-end freight solutions to our customers in the Region.

PLG Multimodal Freight Solution (China- Singapore)



PLG- YPL in Germany & Our Partners in Germany

- YPL EU, a wholly-owned subsidiary of PLG in Germany works closely with German local warehouse/trucking/custom service providers.



Thank You!

Follow Us:

 PacificLogisticsGroup

 PacificLogisticsGroup



Contact Us:

 +49 020336979672

 europe@ypl-rail.com

 [plg-logistics/corporate-video](https://www.plg-logistics.com/corporate-video)

Germany Office:

 YPL Europe Multi-Modal Railway Logistics GmbH

Im Freihafen 4, Hafenummer 3502,
47138 Duisburg, Germany



[plg-logistics.com](https://www.plg-logistics.com)